

RELANTE™

Raynor Innovations Series™

THE ULTIMATE IN DESIGN CHOICES

STANDARD ♦ 3-LAYER CONSTRUCTION
STEEL • INSULATION • STEEL

DURABILITY



8' x 8' Relante Colonial (left) and 16' x 8' Relante Colonial (right)
in White with Dimensions Stockton Colonial Snap-In Windows



STYLE

SAFETY



Relante™

R E L I A B L E Q U A L I T Y

For reliability, Raynor Relante is the perfect choice. With many of the features and qualities that today's homeowners are looking for, Relante doors offer a great look at a great value. Relante doors are available in 3 standard and 11 optional door designs.

Colors

Standard



White



ClayTone



Almond

Optional



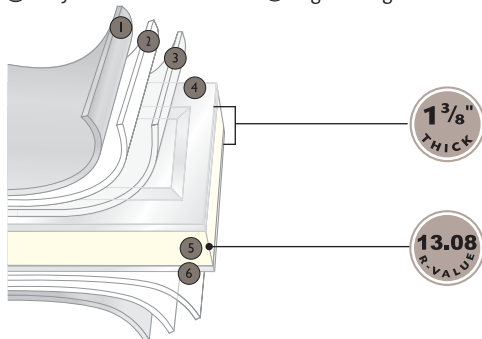
Brown*

*Features the Kynar® paint process, which provides extended UV protection against fading.

1 3/8" Thick Sections

Relante's 1 3/8" thick door sections are made from strong, rust-resistant, 24-gauge embossed galvanized steel and are coated with a baked-on polyester paint finish for long life.

- ① Baked-on finish
- ② Epoxy primer
- ③ Galvanized layer
- ④ High-strength steel
- ⑤ Polyurethane insulation
- ⑥ High-strength steel



Carriage House Panel Option



8' x 7' Relante Carriage House option in ClayTone

Capture the look of a carriage house door in a maintenance-free, energy-efficient design with the carriage house option. Optional decorative hardware available.

Carriage House Panel Sizes

Carriage House Option is available in:

Width: 7'10" to 10'4" (single car) and 15'6" to 19" (double car)
Height: 6'0", 6'3", 6'6", 6'9", 7'0", 7'6", 7'9", 8'0"

Standard Warranty

Door Sections: "For As Long As You Own Your Home" against rust

Hardware/Springs: 3-Year

Optional Decorative Hardware



Fleur-de-lis Handles



Bean Handles



Fleur-de-lis Strap

The hardware appears hand-forged, adding a historically-accurate dimensional quality. Choose from Bean or Fleur-de-lis designs.

Visit us at www.raynor.com

Door Designs

ELEVATIONS AND SIZES

Sizes

Heights: 6'0", 6'3", 6'6", 6'9", 7'0", 7'6", 7'9", 8'0" **Widths:** 4'0" – 20'0"

STANDARD

Affina doors come standard with these door designs.


Colonial




6'0" – 7'0" Height
4'0" – 5'8" Width




6'0" – 7'0" Height
5'9" – 6'11" Width




6'0" – 7'0" Height
7'0" – 10'3" Width



6'0" – 7'0" Height
10'4" – 13'6" Width



6'0" – 7'0" Height
13'7" – 19'5" Width




6'0" – 7'0" Height
19'6" – 20'0" Width



7'6" – 8'0" Height
4'0" – 5'8" Width




7'6" – 8'0" Height
5'9" – 6'11" Width




7'6" – 8'0" Height
7'0" – 10'3" Width



7'6" – 8'0" Height
10'4" – 13'6" Width



7'6" – 8'0" Height
13'7" – 19'5" Width



7'6" – 8'0" Height
19'6" – 20'0" Width

Ranch



6'0" – 7'0" Height
4'0" – 5'8" Width



6'0" – 7'0" Height
7'0" – 10'3" Width



6'0" – 7'0" Height
10'4" – 13'6" Width



6'0" – 7'0" Height
13'7" – 19'5" Width



6'0" – 7'0" Height
19'6" – 20'0" Width



7'6" – 8'0" Height
4'0" – 5'8" Width



7'6" – 8'0" Height
7'0" – 10'3" Width



7'6" – 8'0" Height
10'4" – 13'6" Width




7'6" – 8'0" Height
13'7" – 19'5" Width




7'6" – 8'0" Height
19'6" – 20'0" Width

Flush



6'0" – 7'0" Height
6'0" – 20'0" Width



7'6" – 8'0" Height
6'0" – 20'0" Width

OPTIONAL

Affina doors may be upgraded with these optional door designs.

Edgewater



6'0" – 7'0" Height
13'7" – 19'5" Width



7'6" – 8'0" Height
13'7" – 19'5" Width

Brookview




6'0" – 7'0" Height
13'7" – 19'5" Width



7'6" – 8'0" Height
13'7" – 19'5" Width

Millcreek




6'0" – 7'0" Height
7'0" – 10'3" Width




7'6" – 8'0" Height
7'0" – 10'3" Width

Riverside



6'0" – 7'0" Height
13'7" – 19'5" Width



7'6" – 8'0" Height
13'7" – 19'5" Width

Bridgeport



6'0" – 7'0" Height
10'4" – 13'6" Width



7'6" – 8'0" Height
10'4" – 13'6" Width

Springfield



6'0" – 7'0" Height
13'7" – 19'5" Width



7'6" – 8'0" Height
13'7" – 19'5" Width

Shoreland



6'0" – 7'0" Height
10'4" – 13'6" Width



7'6" – 8'0" Height
10'4" – 13'6" Width

Baypoint



6'0" – 7'0" Height
13'7" – 19'5" Width



7'6" – 8'0" Height
13'7" – 19'5" Width

Ridgelake



6'0" – 7'0" Height
10'4" – 13'6" Width



7'6" – 8'0" Height
10'4" – 13'6" Width

Highcrest



6'0" – 7'0" Height
13'7" – 19'5" Width



7'6" – 8'0" Height
13'7" – 19'5" Width

Note: Doors shown at standard sizes, actual appearance may vary.

Decorative Windows

THE ULTIMATE IN ELEGANCE

Dimensions

Frosted Beveled Glass with Caming



Diamond Silver Colonial
available in Silver, Umber and Black



Expressions Silver Colonial
available in Silver, Umber and Black



Antique Umber Ranch
available in Silver, Umber and Black



Oval/Diamond Silver Ranch
available in Silver, Umber and Black



Regency Black Colonial
available in Silver, Umber and Black

Frosted Beveled Glass



Diamond Colonial



Diamond Ranch



Prairie Colonial



Prairie Ranch



Chained Hexagon

Clear Beveled Glass



Diamond Colonial



Diamond Ranch



Prairie Colonial



Prairie Ranch



Chained Hexagon

Snap-In Styles



Stockbridge Ranch



Prairie Ranch



Stockton Ranch



Stockton Colonial



Cascade Ranch



Cascade Colonial



Sunburst Ranch Ranch



Sunburst Colonial



Sherwood Colonial



Cathedral Colonial




Arched Stockton Ranch



Sunray Ranch

Caming



Silver

Umber

Black

Clear And Obscured

Clear Glass



Clear Ranch
available in Ranch or Colonial

Obscured Glass



Obscured Ranch
available in Ranch or Colonial

Note: Windows are shown in one-car configurations, with the exception of Sunray Ranch.

Relante Features

B U I L T T O B E W O R R Y F R E E



Relante Colonial with standard White Interior Finish and Cascade Colonial Snap-In Windows



Insulation, through our innovative process, fills 100% of the door's interior

space. The energy-saving polyurethane core delivers an exceptional 13.08 R-value.

1 Door sections are constructed from hot-dipped galvanized steel and coated with a baked-on, fade-resistant polyester finish for maximum durability, rust-resistance and color retention.

2 Rollers with steel wheels and ball bearings provide smooth, quiet operation.



Thermal protection, provided by a continuous thermal break (A), prevents heat loss

and metal-to-metal contact between inside and outside surfaces.

3 Cable attachments prevent accidents and injuries. The tamper-resistant counterbalance cable attachment cannot be released while the cable is under tension.

4 Hinges, made of high-quality steel, feature an attractive, low-profile design and are powdercoated white to provide maximum protection against rust.

5 Springs are designed to precisely match each door's weight for proper balance and smooth operation.



Finger protection is important to today's homeowner. As your door closes, the exclusive

Raynor Finger Protection System™ gently pushes fingers away from section joints.

6 Vinyl weatherseal along the bottom helps keep out wind and rain while an optional perimeter weatherseal creates a seal along the exterior top and sides of the door.

7 Track is adjustable so that the door always fits tightly against the door opening, preventing energy loss.

8 Openers provide you with maximum security and convenience.

Professional Installation

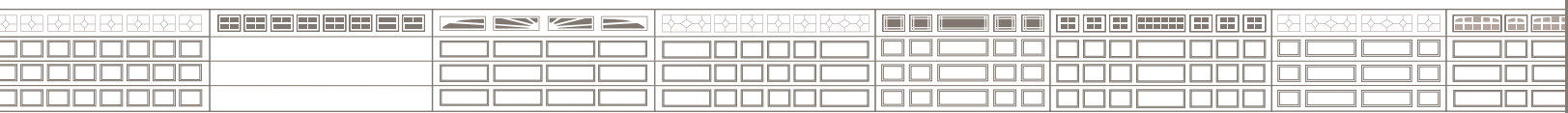
D E P E N D O N Y O U R R A Y N O R D E A L E R



When you select Raynor, you're not just getting a superior garage door – you're also getting professional garage door installation and service expertise.

Every Raynor garage door is installed by a trained Raynor professional. And that means added benefits for you. First, you won't have to deal with it yourself. And because it's done right the first time, your door will deliver performance and reliability from the day it's installed.

Your technician will check your door for everything from safety to performance to appearance. Trust your Raynor garage door to someone who knows it better than anyone else – your professional Raynor Dealer.



1-800-4-RAYNOR (472-9667)
www.raynor.com

Raynor Worldwide • P.O. Box 448, 1101 East River Road • Dixon, IL 61021-0448



This information was as complete and factual as possible at the time it was printed. We do, however, reserve the right to make product changes in specifications and availability without notice. Product colors have been reproduced as well as possible with present commercial printing processes. For absolute accuracy in color matching, use actual product samples.

Features and options may be different in countries other than the United States.